




# GERBER ROUTERS



GERBER SABRE™ AND DIMENSION 200® ROUTERS



# GERBER ROUTERS




**GERBER SABRE**



**DIMENSION 200**

**BUILT TO LAST**



The GERBER SABRE and DIMENSION 200 routers and engravers are ideal for dimensional sign making, woodworking, and parts fabrication. They offer high-speed letter and graphic design routing along with dependability, flexibility, ease of use, and minimal maintenance. Gerber routers and engravers can rout designs from a variety of materials—foams, plastics, woods, composites, and non-ferrous metals—as well as draw all types of text and graphics.

Available in two floor models, SABRE 404 or 408, the GERBER SABRE series is ideal for creating any indoor or outdoor sign, including architectural, structural, electrical and signs that feature engraving, reverse carving, large lettering and logos. Incorporating a tabletop design and measuring only 39" x 47", the GERBER DIMENSION 200 is perfect for creating smaller indoor signs using routing, engraving, and inlaying methods and feature channel letters, 3-D letters and graphics, and ADA standards.

Directly supported by GERBER OMEGA™, GERBER GRAPHIX ADVANTAGE®, and ArtCAM™, both SABRE and DIMENSION 200 work with a variety of design programs or directly import AI, EPS, DXF, or HPGL file formats. Regardless of the design program, GERBER ARTPath™ software prepares the design for routing by assigning user-defined tool paths with varying depths or multiple tools and outputting the job to the router.

ArtCAM is a trademark of Delcam, PLC



## FEATURES AND BENEFITS

FEATURES	BENEFITS
Multi-size platforms	<ul style="list-style-type: none"> <li>Accommodates individual sign shop needs</li> </ul>
Superior lead-screw drive mechanism	<ul style="list-style-type: none"> <li>Maintains accurate tolerances</li> <li>Requires minimal maintenance and no lubrication</li> </ul>
Premium material holding/chip removal system	<ul style="list-style-type: none"> <li>Maintains material flatness</li> <li>Ensures clean work environment</li> </ul>
Exclusive Gerber Gold™ routing, engraving, ADA bits	<ul style="list-style-type: none"> <li>Superior edge quality</li> <li>Longer tool life, lower costs</li> </ul>
Intuitive user interface	<ul style="list-style-type: none"> <li>Ease of operation</li> </ul>
Affordable to own and operate	<ul style="list-style-type: none"> <li>Increased shop capabilities</li> <li>Rapid return on investment</li> </ul>



# GERBER SABRE™

MAXIMUM SPEED AND PRODUCTIVITY

STATE-OF-THE-ART  
TECHNOLOGY

FAST SETUP  
AND FEED RATES

INDUSTRIAL  
STRENGTH  
RELIABILITY



GERBER SABRE routers are ideally suited for dimensional sign making, woodworking, and parts fabrication applications. SABRE routing systems offer high-speed letter and graphic design routing along with dependability, flexibility, ease of use, and minimal maintenance. SABRE can rout designs from a variety of materials—foams, plastics, woods, composites, and non-ferrous metals—as well as draw all types of text and graphics for layout templates. Available in two floor-mount sizes, SABRE accommodates individual sign shop needs. Both the SABRE 404 (4' x 4') and SABRE 408 (4' x 8') are ideal for creating any size indoor or outdoor durable sign, including architectural, structural, electrical and signs featuring engraving, prismatic letters and graphics, push-through letters, ADA standards, reverse carving, large lettering, and logos.

## STANDARD FEATURES

Directly supported by GERBER OMEGA™, GERBER GRAPHIX ADVANTAGE®, and ArtCAM™, SABRE works with a variety of design programs or directly imports AI, EPS, DXF or HPGL file formats. Regardless of the design program, GERBER ARTPath™ software prepares the design for routing by assigning user-defined tool paths with varying depths or multiple tools and outputting the job to the router. When used with design programs other than OMEGA or GRAPHIX ADVANTAGE, ARTPath's open architecture enables the importing of standard file formats for tool path generation.

**ARTPath** is feature-loaded to eliminate manual processes and minimize scrap. Its Auto-Inlay™ feature produces rounded corners on male and female shapes, so no manual filing is necessary. With the paneling feature, shops can work with panel sizes that are longer than the table, producing panels with no seams. And with its nesting feature, ARTPath positions shapes on the table for maximum material usage.

Mounted on a bracket adjacent to the work surface, **the control panel** can be used as a

stationary or hand-held device. The control panel is the hub for operating the SABRE; it features a message display screen, menu selections, and arrow keys for moving the router motor. With the control panel, operators can set up jobs, manually move the routing tool to a desired location, start, stop, or pause a job, and change the speed or feed rate. Available with a **multiple language firmware option**, operators can choose display messages in languages that include: English, Italian, French, Dutch, Spanish, Portuguese, and German.

SABRE's drive system employs an **anti-backlash lead screw** instead of the more common rack and pinion system. Located beneath the table and gantry, the lead screw drive mechanism is well protected from flying debris. The Teflon®-coated lead screws are self-cleaning so chip build-up is virtually impossible, and it requires minimal maintenance and needs no lubrication.

The SABRE includes a **chip removal system** that helps keep the work area clean during routing by vacuuming chips into a shop-supplied vacuum. And its pressure foot also provides the necessary downward force to keep the cutting

tool's force from lifting the work piece. The system accommodates a 3 HP, 16-gallon vacuum or larger and includes a 2.5" diameter hose for connection to the vacuum. The chip removal system should be used when cutting plastic, foam, and wood and disconnected when pen plotting, scribing, or cutting metals such as aluminum or brass. When cutting metals, the **mist coolant option** is recommended—it applies a fine lubricant to the cutting tool, keeping the tool smooth and cool. This option requires .5 CFM at 100–120 psi of compressed air.

The **material hold down system** facilitates the material cutting process. When the material is securely held to the router, shops improve cut quality, expand cutter life, and increase feed rates. There are several methods of holding down material including clamps, T-VAC, tape, adhesive, or any combination of the those methods. The T-VAC employs zoned slats with vacuum holes to hold a variety of materials and sizes and control knobs to manage the suction areas. The control knob feature allows operators to shut off specific router sections, which provides greater suction on the designated work area.

# GERBER SABRE

## TECHNICAL INFORMATION



### SPECIFICATIONS

	SABRE 404	SABRE 408
ACTIVE CUTTING AREA	53.5" x 54" (1350 mm x 1370 mm)	53.5" x 101" (1350 mm x 2565 mm)
OVERALL SIZE	69" x 75" (1750 mm x 1900 mm)	69" x 123" (1750 mm x 3120 mm)
WEIGHT	1,245 lbs (564.7 kg)	1,575 lbs (714.4 kg)
MAX MATERIAL THICKNESS	4.4" (110 mm)	4.4" (110 mm)
MAX MATERIAL WIDTH	59" (1500 mm)	59" (1500 mm)
Z AXIS TRAVEL	7.5" (190 mm)	7.5" (190 mm)
X, Y FEED RATE	600 ipm (250 mm/sec)	600 ipm (250 mm/sec)
Z FEED RATE	300 ipm (125 mm/sec)	300 ipm (125 mm/sec)
MAX POSITIONING RATE	1400 ipm (593 mm/sec)	1300 ipm (550 mm/sec)
REPEATABILITY ACCURACY	0.000078" (0.0019 mm)	0.000078" (0.0019 mm)
DRIVE SYSTEM	Patented anti-backlash lead screw	Patented anti-backlash lead screw
CONTROLLER	32-bit servo	32-bit servo
CERTIFICATIONS	CE, ETL	CE, ETL

#### OPTIONS

**Motors:** 7 HP high frequency spindle, 3¼ HP Porter Cable, or engraver  
 Mist coolant  
 T-VAC  
 Engraver  
 Engraver vacuum  
 Automatic tool changer w/10 HP spindle

02/05 Specifications are subject to change without notification.  
 © 2005 Gerber Scientific Products

P78995A

# GERBER DIMENSION 200®

TABLETOP  
DESIGN

EASY TO  
OPERATE

INDUSTRIAL  
STRENGTH  
RELIABILITY



Designed for dimensional sign making and engraving, the GERBER DIMENSION 200 offers precision graphic design routing along with dependability, flexibility, ease of use, and minimal maintenance. DIMENSION 200 can rout designs from a variety of materials—foams, plastics, woods, composites, and non-ferrous metals up to 2.25" thick—as well as draw all types of text and graphics. Incorporating a tabletop design and measuring only 39" x 47", the DIMENSION 200 is perfect for creating smaller indoor signs using routing, engraving, and inlaying methods that feature channel letters, 3-D letters and graphics, and ADA standards.

## STANDARD FEATURES

Directly supported by GERBER OMEGA™, GERBER GRAPHIX ADVANTAGE®, and ArtCAM, DIMENSION 200 works with a variety of design programs or directly imports AI, EPS, DXF or HPGL file formats. Regardless of the design program, GERBER ARTPath™ software prepares the design for routing by assigning user-defined tool paths with varying depths or multiple tools and outputting the job to the router. When used with design programs other than OMEGA or GRAPHIX ADVANTAGE, ARTPath's open architecture enables the importing of standard file formats for tool path generation.

**ARTPath** is feature-loaded to eliminate manual processes and minimize scrap. Its Auto-Inlay™ feature produces rounded corners on male and female shapes, so no manual filing is necessary. With the paneling feature, shops can work with panel sizes that are longer than the table, producing panels with no seams. And with its nesting feature, ARTPath positions shapes on the table for maximum material usage.

The hub of the DIMENSION 200 routing system is the **Advantage Router Controller (ARC) Station**. This station is the communication link between ARTPath and the router system. It sends/receives messages from the software program, displays messages, controls router movements, changes feed rates, and sets motor delays. Operators use the four function keys on the front of the panel to scroll through menu choices and select an operating mode.

DIMENSION 200's drive system employs an **anti-backlash lead screw** instead of the standard rack and pinion system. Located beneath the table and gantry, the lead screw drive mechanism is well protected from flying debris. The Teflon®-coated lead screws are self-cleaning so chip build-up is virtually impossible and it requires minimal maintenance and needs no lubrication.

The DIMENSION 200 includes a **chip removal system** that helps keep the work area clean during routing by vacuuming chips into a shop-supplied vacuum. And its pressure foot

provides the necessary downward force to keep the cutting tool's force from lifting the workpiece. The system accommodates a 3 HP, 16-gallon vacuum or larger and includes a 2.5" diameter hose for connection to the vacuum. The chip removal system should be used when cutting plastic, foam, and wood and disconnected when pen plotting, scribing, or cutting metals such as aluminum or brass. When cutting metals, the **mist coolant option** is recommended—it applies a fine lubricant to the cutting tool, keeping the tool smooth and cool. This option requires .5 CFM at 60–100 psi of compressed air.

The **material hold down system** facilitates the material cutting process. When the material is securely held to the router, shops improve cut quality, expand cutter life, and increase feed rates. There are several methods of holding down material including clamps, T-VAC, tape, adhesive, or any combination of the those methods. The T-VAC utilizes the chambered T-slot worktable with pre-drilled vacuum pockets to hold a variety of materials and sizes.

# GERBER DIMENSION 200

## TECHNICAL INFORMATION



### SPECIFICATIONS

ACTIVE CUTTING AREA	35.4" x 31.4" (900 mm x 800 mm)
OVERALL SIZE	39" x 47" (990 mm x 1194 mm)
WEIGHT	300 lbs (661 kg)
MAX MATERIAL THICKNESS	2.25" (57 mm)
MAX MATERIAL WIDTH	37" (940 mm)
X, Y FEED RATE	54"/min (23 mm/sec)
Z FEED RATE	44"/min (19 mm)
MAX POSITIONING RATE	76"/min (32 mm/sec)
DRIVE SYSTEM	Stepper motor with anti-backlash leadscrew
CERTIFICATIONS	CE, ETL

### OPTIONS

**Motors:** 1.35 HP high frequency spindle, 3 ¼ HP Porter Cable, or engraver  
Engraver  
Engraver vacuum  
Gerber cool mist coolant system




02/05 Specifications are subject to change without notification.  
© 2005 Gerber Scientific Products

P78994A

## ABOUT GERBER SCIENTIFIC PRODUCTS

Since 1980 Gerber Scientific Products has supplied the sign making and specialty graphics industry with products and services that have revolutionized the way the world creates signs and other related visual media. We are the world leader in the development and manufacturing of computerized sign making and specialty graphics systems, software, materials, and accessories. Our proven start-to-finish digital design, printing, and production products are carefully integrated to provide graphics professionals with comprehensive engineered solutions for every digital color printing and dimensional signage need.

And our development efforts are an ongoing process. We believe the basis for innovation is listening—then applying our creative minds, innovative engineering and outstanding workmanship to meet real world needs. So we designed a series of routers and engravers for sign makers that will enable them to serve existing customers and expand into new markets with additional capabilities.



## INNOVATION FIRST

The first choice of graphics professionals with an eye for creativity and a head for business. Innovative, dependable systems, completely integrated for specialty graphics and sign design and production.

- Software
- Printers
- Plotters
- Routers
- Materials & Supplies
- Gerber Service